

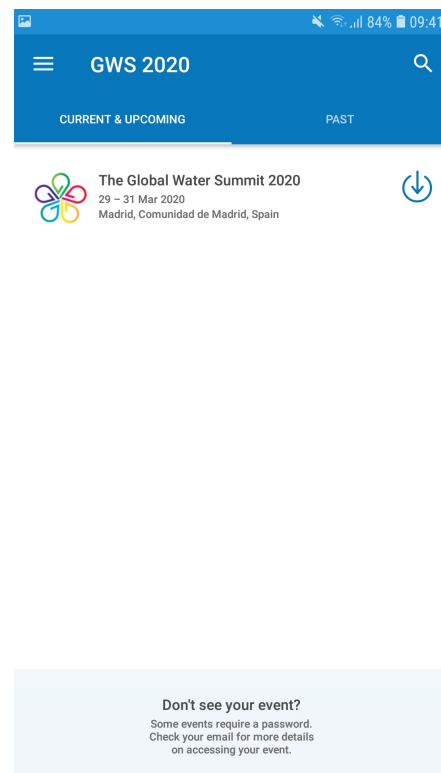
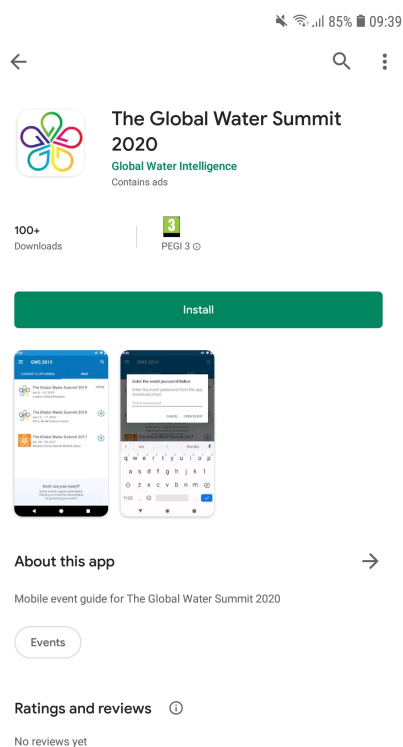
GLOBAL WATER SUMMIT 2020

Challenging Assumptions

March 29 - 31 | Madrid Spain, Novotel Madrid Center

The Global Water Summit App is your all access pass to the Summit. Browse the attendee list, take a look at our speakers, sponsors and exhibitors, view the agenda and add sessions you want to attend to your schedule with just a quick tap, see a map of the venue, get updates directly from the Summit team, and importantly, access the One-2-One networking booking system to begin scheduling meetings before the Summit even begins.

1. You will have received an email invitation from us which includes a link and instructions to download the app.
2. You will need to download the 'Global Water Summit 2020' app. Once you have successfully installed the app you will have to download the 'Global Water Summit 2020' event.



3. Fill out your first name, last name, and email address you used to register for the Seminar.
4. After your registration is found, a verification code will be sent to your email address. This code may have entered your Junk folder, please check there before getting in touch.

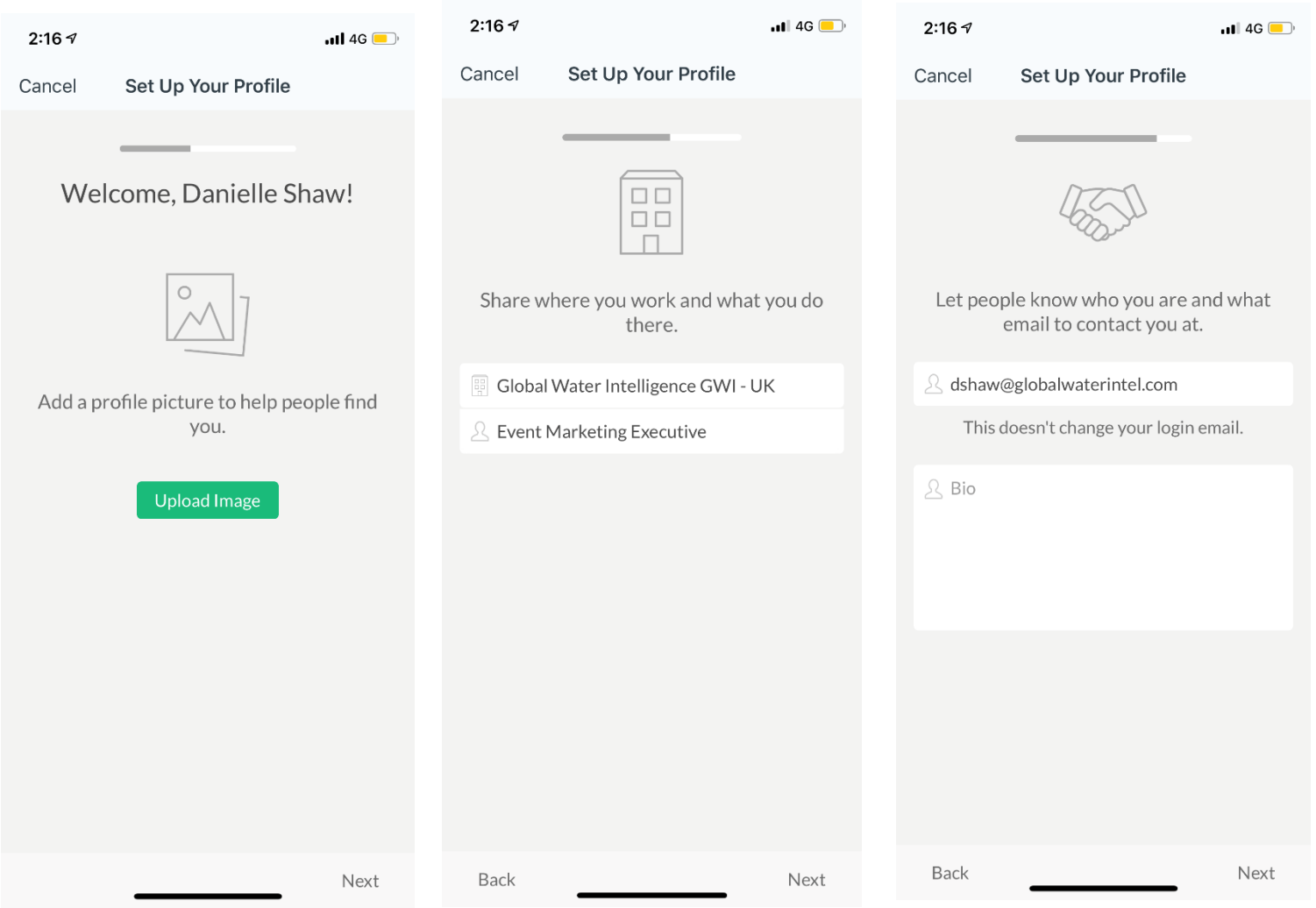
Please note, if somebody else registered on your behalf and did not supply your email address they may have received this code. Please contact Mantas Krisciunas at MKrisciunas@globalwaterintel.com to amend your contact email address.



Log in to view this event.

A mobile app login screen. At the top, the status bar shows the time 2:56, signal strength, 4G network, and battery level. Below the status bar, there are two buttons: "Cancel" and "Log in". The main heading is "Let's get started." followed by three input fields: "First Name", "Last Name", and "Email". Below these fields is a "Next" button. At the bottom, there are two links: "Global Water Intelligence Privacy Policy" and "Event Privacy Policy".

5. You can now set up your account! The information you fill in in this area will be displayed to other delegates so ensure it correctly lists your Company, Title, Name, Email, Social media links etc.




6. Please ensure you select Visible in the below section or other delegates will not be able to view your profile. If you would like to opt out of receiving meeting requests altogether, please get in touch with Mantas Krisciunas at MKrisciunas@globalwaterintel.com

2:16

4G

Cancel

Set Up Your Profile



Profile visibility

☒

Visible

Other attendees see your name, company, and job title. They'll see your full profile if you share contact information.

☐

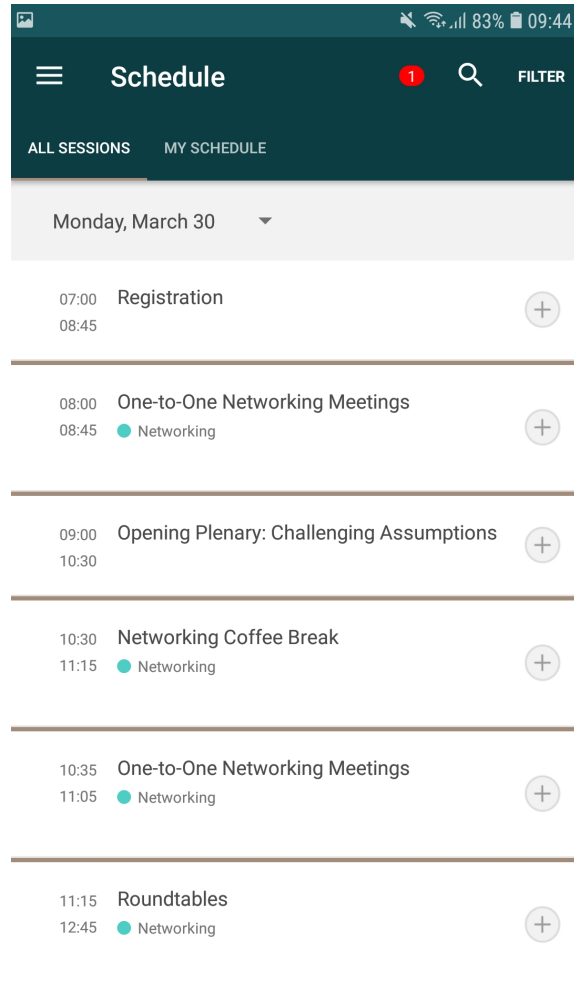
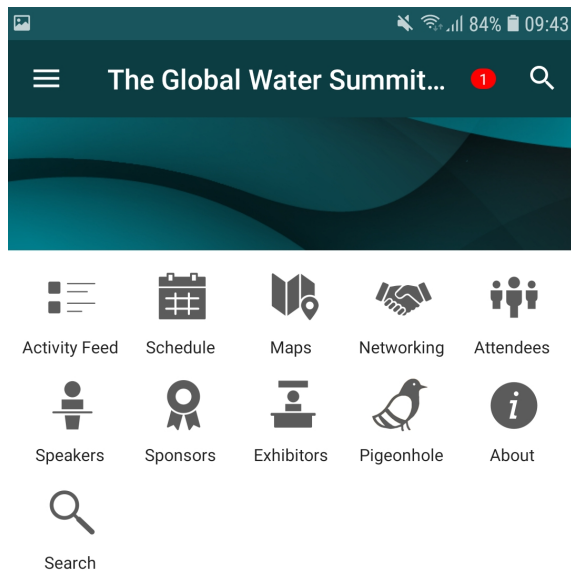
Hidden

Other attendees can't see you on the attendee list or anywhere in the app unless you initiate contact.

Back

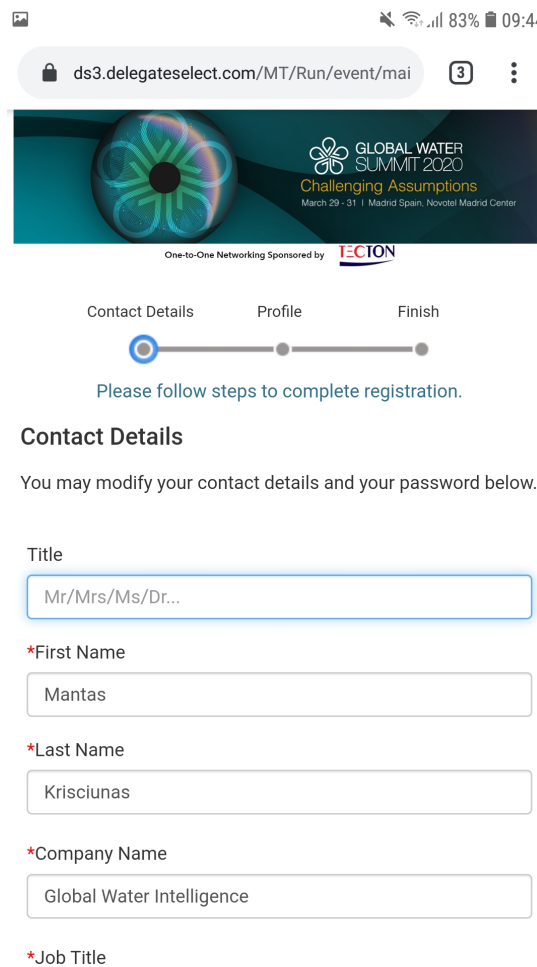
Done

7. Congratulations, you now have access to the exclusive Global Water Summit app! We would recommend that your first port of call be the One-2-One Networking section, indicated by the shaking hands icon. The rest of the app will also contain information about the agenda, speakers, other attendees etc. However, please note that these are subject to change as the event continues to evolve in advance of March 29th-31st.



8. Your One-2-One networking section should already be pre-filled with your name, email address, and password. Hit login at the bottom of the page, you will be asked to fill out your networking profile and answer a few questions. We recommend that this is where you include a photograph of yourself to make recognising your meeting partners easier at the event.

Please note, if you wish to use the One-to-One networking system on a system other than your Android/Apple phone, you can do so by visiting [this link](#) and entering the login details you set up in step 8. If you wish to bypass the login stage, get in touch with Mantas Krisciunas at MKrisciunas@globalwaterintel.com to receive your unique login URL.



ds3.delegateselect.com/MT/Run/event/mai

GLOBAL WATER SUMMIT 2020
Challenging Assumptions
March 29 - 31 | Madrid Spain, Novotel Madrid Center

One-to-One Networking Sponsored by TECTON

Contact Details Profile Finish

Please follow steps to complete registration.

Contact Details

You may modify your contact details and your password below.

Title
Mr/Mrs/Ms/Dr...

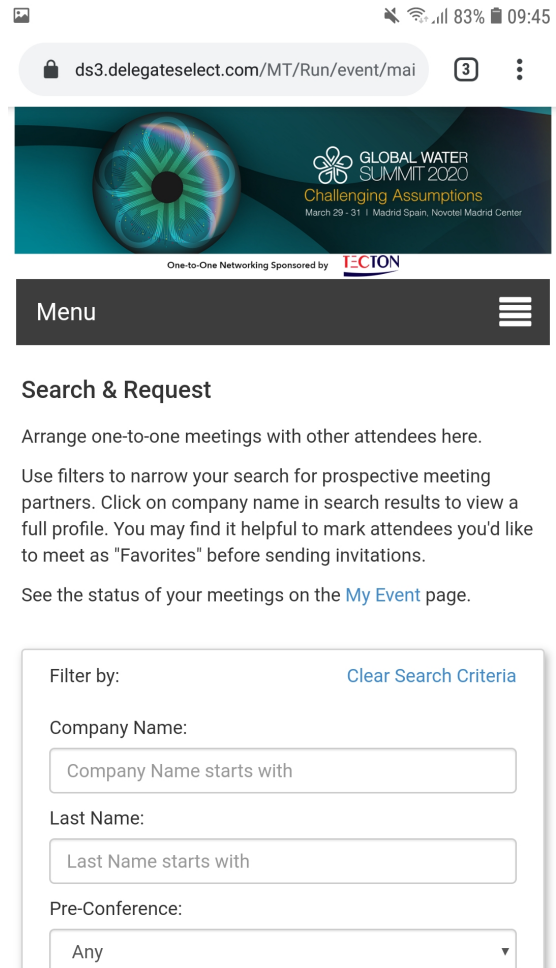
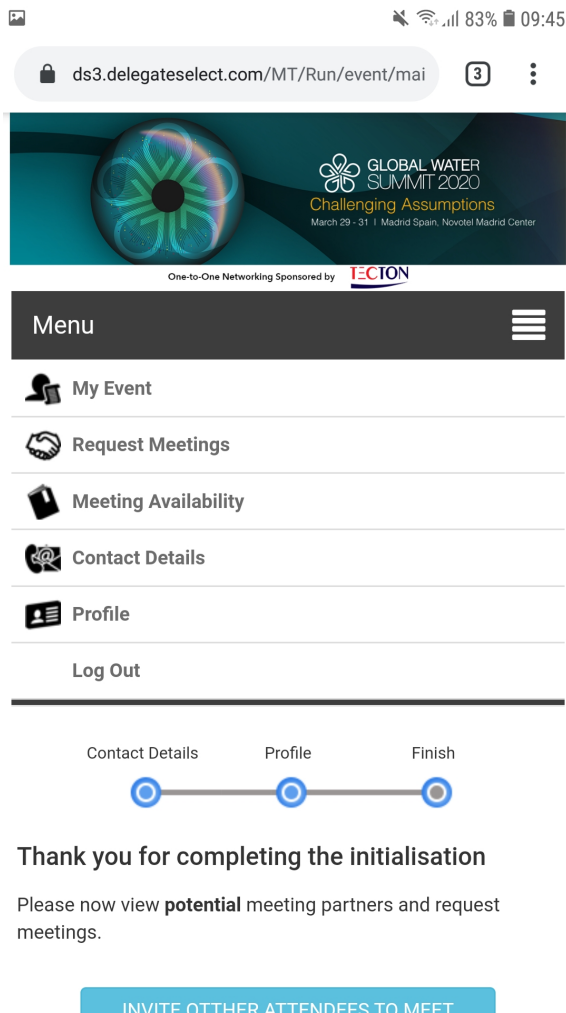
*First Name
Mantas

*Last Name
Krisciunas

*Company Name
Global Water Intelligence

*Job Title

9. Once you have completed your registration, simply tap on the 'Menu' bar at the top of the page. Select 'Request Meetings' to immediately start requesting meetings with other delegates.



10. You have the option to filter the attendees list by Organization name, Last name, Organization type, and Strands of interest. If you wish to review the entire delegates list, simply scroll down to see an alphabetical list of attendees.

If at any point you are in need of assistance or have technical difficulties, please contact Mantas Krisciunas at MKrisciunas@globalwaterintel.com.